



"El saber de mis hijos  
hará mi grandeza"

# UNIVERSIDAD DE SONORA

Dirección de Desarrollo Académico e Innovación Educativa

Hermosillo, Sonora. Febrero 9 del 2012

Oficio N° 2281/ 98 /2012

**DRA. SONIA REYNAGA OBREGON**

Directora General de Educación Superior Universitaria

José Antonio Torres 661, Col. Asturias

Delegación Cuauhtémoc, C.P. 06890

México, D.F.

Adjunto al presente envío a Usted el **informe financiero # 32 de becarios nacionales y extranjeros del PROMEP correspondiente al tercer y cuarto trimestre del 2011 (Julio a Diciembre del 2011)**; para dar cumplimiento a la normatividad vigente.

En espera de sus observaciones al respecto, quedo de Usted.

Atentamente

"El saber de mis hijos hará mi grandeza"

  
**M.C. Luz María Durán Moreno**

Directora



El saber de mis hijos  
hará mi grandeza  
DESARROLLO  
ACADEMICO  
E INNOVACION  
EDUCATIVA

C.c.p., José Francisco Varela del Rivero. Director de Subsidio a Universidades; Dirección General de Educación Superior.

C.c.p. C.P. Fernando Frías Barrantes. Departamento de Seguimiento Financiero. Subdirección de Seguimiento Presupuestal, Dirección General de Educación Superior.

C.c.p. Dr. Enrique Velásquez Contreras. Secretario General Académico de la Universidad de Sonora.

C.c.p. Archivo

C.c.p. Minutario

LMDM / mrtm\*

Unidad Integral de Posgrado, Edificio 7 F, Blvd. Luis Donaldo Colosio y Reforma S/N, Colonia Centro. C.P. 83000, Hermosillo, Sonora. México. Tel: (662) 259-22-01/ 289-37-91 Ext. 4400/4413 Fax 4414




UNIVERSIDAD DE SONORA


PROGRAMA DE MEJORA AL PROFESORADO


Informe Financiero Parcial : No.32

Con corte al: 31 de Diciembre del 2011

RUBROS	Ex tr an jero	Fomento a la generación y aplicación del conocimiento	Becas de fomento a la permanencia	Apoyo mensual complementario	Servicios	Materiales	Bienes muebles	Acervo Biblio- gráfico	Manutención	Cuota Complem.	Inscripción	Colegiatura	Seguro medico	Instalación	Transporte y viáticos	Material didáctico	Graduación o titulación	Servicios Educativos	TOTAL
OF. 103.5/07/1867																1,383.80			1,383.80
OF. 103.5/07/1975	x										33,358.96	19,662.52							53,021.48
OF. 103.5/08/3380									37,864.98										37,864.98
OF. 103.5/08/3399	x								124,714.38	45,679.34	325.64				20,159.46				190,878.82
OF. 103.5/08/4752	x								159,497.52	31,899.43	2,823.88	759.66				7,769.44			202,749.93
OF. 103.5/09/4414									43,596.00	82,398.48		1,800.00			5,308.01				133,102.49
OF. 103.5/09/4415	x									114,653.12			8,358.72		235,746.59				358,758.43
OF. 103.5/10/5493									130,788.00	568,673.60	5,673.00	278,403.04			22,818.36	20,479.20			1,026,835.20
OF. 103.5/10/5494	x									47,675.89									47,675.89
OF. 103.5/10/5495	x								163,897.31	32,779.41									196,676.72
OF. 103.5/11/5714										21,000.00									21,000.00
OF. 103.5/11/5715	x								81,736.71	16,347.18									98,083.89
<b>TOTAL POR RUBRO</b>		<b>0.00</b>	<b>0.00</b>	<b>0.00</b>	<b>0.00</b>	<b>0.00</b>	<b>0.00</b>	<b>0.00</b>	<b>704,229.92</b>	<b>998,971.43</b>	<b>42,181.48</b>	<b>300,625.22</b>	<b>8,358.72</b>	<b>0.00</b>	<b>284,032.42</b>	<b>29,632.44</b>	<b>0.00</b>	<b>0.00</b>	<b>2,368,031.63</b>

  
DR. ENRIQUE VELAZQUEZ CONTRERAS  
RESPONSABLE INSTITUCIONAL DEL PROMEP

  
C.P. NORA MARIA VALENZUELA QUIJADA  
ORGANO INTERNO DE CONTROL DE LA INSTITUCIÓN

  
DR. HERIBERTO GRUALVA MONTEVERDE  
RECTOR





UNIVERSIDAD DE SONORA

PROGRAMA DE MEJORA AL PROFESORADO

Informe Financiero Acumulado : No.32

Con corte al: 31 de Diciembre del 2011

RUBROS	Ex Eran Jury	Asesoría a la gestión y operación del municipio	Asesoría a la gestión	Apoyo Académico complementario	Se- r- vicio	Atención al usuario	Desarrollo de planes	Asesoría técnica y pedagógica	Manutención	Cuota Complemen- taria	Inscripción	Colegiatura	Seguro medico	Instalación	Transporte y viáticos	Materia Didáctica	Gradua- ción o Titulación	Servicios Educativos	TOTAL
anexos																			
98-02-01									1,465,628.94			13,008.80		32,000.00	333,748.59	250,000.00			2,094,386.33
98-04-01									255,422.00						6,000.00	40,000.00			301,422.00
98-05-01	X								1,177,332.53	79,953.00	756,891.84	261,426.64	17,681.70	60,700.00	101,379.16	101,012.50			2,556,377.37
98-05-02	X								103,328.00						20,000.00				123,328.00
98-06-01									750,205.00		2,875.00	2,875.00		6,000.00	141,061.62	50,000.00			955,016.62
98-09-01									737,431.00						342,428.89	80,000.00			1,159,859.89
98-10-01	X								410,454.00	78,636.00	79,577.26	238,029.11	20,141.44	9,350.00		9,350.00			845,537.81
99-07-01									410,661.00		31,660.00	12,000.00			83,579.52	40,000.00			585,900.52
99-11-01									718,702.00	13,300.00	29,148.00	28,136.00		8,000.00	125,290.48	30,000.00			952,576.48
99-14-01	X								948,731.97	122,602.60	47,879.42	57,096.93	27,066.42	19,200.00	63,111.77	28,800.00			1,314,489.11
99-14-02	X								115,211.00						50,000.00				165,211.00
99-15-01									1,443,866.00		16,500.00	17,169.40		16,000.00	81,759.94	90,000.00	4,600.00		1,669,895.34
99-16-01	X								112,889.75		15,759.00	42,441.00			16,276.37				187,366.12
99-16-02	X								202,680.00						20,000.00				222,680.00
99-17-01									778,263.00	13,984.00	1,000.00	12,000.00		8,000.00	45,482.94	90,000.00			948,729.94
00-01-01									123,240.00	42,000.00					6,000.00	30,000.00			201,240.00
00-03-01	X								721,662.50	87,200.00		260,821.67	17,174.40	9,542.00	31,387.40	9,542.00			1,137,329.97
00-03-02	X								69,696.00						10,000.00				79,696.00
00-04-01									376,212.00					8,000.00	8,727.71	20,000.00			412,939.71
00-06-01									291,724.00	41,800.00	1,500.00				202,020.86	30,000.00			567,044.86
00-07-01	X								2,433,392.60	541,598.16	87,879.88	488,524.72	86,603.91		71,907.63	55,920.00			3,765,826.90
00-07-02	X								191,664.00						9,320.00				774,635.60
00-08-01	X								405,262.50	97,099.10	57,242.70	188,659.30	17,052.00						774,635.60
00-09-01									314,724.00	72,600.00	1,400.00	6,800.00			107,197.55	20,000.00	10,000.00		532,721.55
00-10-01															32,124.76	10,000.00			42,124.76
00-11-01	X								436,575.60	106,718.40	2,234.70	258,357.84	22,736.00		3,559.79	18,640.00			848,822.33
00-11-02	X														10,000.00				10,000.00
00-12-01										108,000.00					20,229.94	20,000.00			148,229.94
00-13-01	X								596,037.12	139,696.20		159,534.90	27,083.35		19,140.00				941,491.57
00-14-01										78,000.00					10,034.89	10,000.00			98,034.89
00-15-01	X										292.00	35,353.23			211,672.24				247,317.47
00-15-02	X									108,000.00					10,000.00				118,000.00
01-01-01									646,600.00	479,800.00					23,952.15	28,714.78			1,179,066.93
01-02-01	X								937,927.68	319,093.12	3,359.20	187,384.08	69,789.53		8,023.54	18,720.00			1,544,297.15
01-03-01									323,300.00	303,000.00	1,500.00	91,000.00			59,055.00	26,421.50			804,276.50
01-05-01	X								1,669,047.20	512,116.55	2,874.10		103,788.28		66,171.85	19,240.00			2,373,237.98
01-07-01	X								778,638.08	182,493.30			85,301.99		20,753.39				1,067,186.76
01-08-01	X								662,663.68	277,490.41	14,577.63	114,413.85	51,044.09		18,130.00	3,060.00			1,141,379.66
02-02-01									670,600.00	578,145.00	101,352.00	138,742.00			67,416.71	52,318.78	9,000.00		1,617,574.49
02-03-01									101,200.00	513,900.00	7,000.00				196,039.79	55,801.11		129,956.74	1,003,897.64
OF103.5-02/1540									1,046,304.00	653,400.00	85,375.00				102,026.54	47,419.46	5,272.00	60,800.00	2,000,597.00
OF103.5-02/1541	X								2,723,779.08	773,576.75	473,476.18	611,513.17	126,811.78		46,571.24	46,124.30			4,801,852.50
OF 103.5-02/2200									784,728.00	553,548.00	126.00	46,572.66			15,997.99	29,721.72			1,430,694.37



UNIVERSIDAD DE SONORA

PROGRAMA DE MEJORA AL PROFESORADO  
Informe Financiero Acumulado : No.32  
Con corte al: 31 de Diciembre del 2011

RUBROS	Ex tras	Asesoría y gestión y supervisión administrativa	Asesoría a la gestión y a la administración	Asesoría especializada	Asesoría técnica	Asesoría científica	Asesoría social	Asesoría de gestión	Manutención	Cuota Complemen- taria	Inscripción	Colegiatura	Seguro medico	Instalación	Transporte y viáticos	Material Didáctico	Graduac. o Titulación	Servicios Educativos	TOTAL
anexos																			
OF 103.5-02/2389									261,576.00	108,000.00		100,000.00			5,000.00	10,000.00	40,000.00		524,576.00
OF 103.5/03/1176	X								2,328,780.75	640,664.34	6,853.62	50,648.10	70,911.78		64,667.87	21,840.00	10,580.00		3,194,946.46
OF. 103.5/03/1068	X								763,941.60	158,496.00	27,932.85	545,469.14	35,272.00						1,531,111.59
OF. 103.5/03/2182									770,196.00	780,804.00	500.00	35,300.00			80,745.52	101,245.51	31,760.00		1,800,551.03
OF. 103.5/03/2183	X								1,064,854.50	354,356.85	1,471.32	21,801.00	31,496.56		9,290.84	20,996.00			1,504,267.07
OF. 103.5/04/1137									515,886.00	1,059,776.00	20,225.00	158,820.00			233,442.75	44,618.44	5,620.00		2,038,588.19
OF. 103.5/04/1439	X								489,682.50	359,410.92	59,454.27	231,988.23	26,076.00			11,390.00			1,178,001.92
OF. 103.5/04/2268									414,162.00	1,435,903.00	15,510.00	86,100.00			280,964.01	54,033.40			2,286,672.41
OF. 103.5/04/1138	X								2,313,437.76	1,090,327.48	24,619.32	31,508.99	82,814.17		47,830.67	30,408.39	9,744.85		3,630,691.63
OF. 103.5/04/2269	x								154,269.00	361,790.11		563,055.08			65,173.82	5,280.39			787,778.29
OF 103.5/05/0328	x											54,201.25			234,337.30	11,300.00			661,628.66
OF. 103.5/05/1672									261,576.00	919,620.00	11,389.16	279,904.00			50,154.08	31,593.41			1,554,236.65
OF. 103.5/05/1671	x								1,002,459.00	322,745.36	14,206.14	586,626.76	50,012.81		6,988.03	16,710.27			1,999,748.37
OF. 103.5/05/1670	x								513,703.93	481,846.19	1,070.80	8,050.37	35,001.36			1,899.00			1,041,571.65
OF. 103.5/06/1991									261,576.00	677,268.00	31,750.00	132,000.00			5,000.00	19,319.74			1,126,913.74
OF. 103.5/06/2026	x								800,876.10	160,275.60									961,151.70
OF. 103.5/06/3306									508,620.00	767,072.76	10,092.00	345,190.00			123,206.10	37,722.78			1,791,903.64
OF. 103.5/07/1857									261,576.00	630,406.00	4,000.00				14,564.81	26,130.92			936,677.73
OF. 103.5/07/1975	x								1,286,798.40	539,552.30	60,833.96	130,173.74	50,515.71		24,178.00	21,979.69			2,114,031.80
OF. 103.05/07/2064	x								1,480,223.40	296,040.09	9,839.58		36,771.42		47,899.34	24,098.16			1,894,871.99
OF. 103.5/07/3239	x								602,589.14	180,776.57	24,316.80				16,614.84				829,450.15
OF. 103.5/08/3380									406,896.00	702,002.86	62,791.15	121,540.00			33,095.50	33,376.27			1,359,701.78
OF. 103.5/08/3388	x									103,629.25					9,848.33	12,430.00			125,907.58
OF. 103.5/08/3399	x								2,418,544.64	759,210.42	31,522.60	10,059.22	28,522.44		59,349.69	24,737.62			3,331,946.63
OF. 103.5/08/4752	x								741,672.09	148,664.83	2,823.88	33,408.22	14,620.54		16,574.06	7,769.44			965,533.06
OF. 103.5/09/4414									232,512.00	439,458.56		30,100.00			66,079.18	15,548.81			783,698.55
OF. 103.5/09/4415	x									603,432.81	13,149.40	12,704.77	16,177.83		587,533.64	19,132.06			1,252,130.51
OF. 103.5/10/5493									392,364.00	1,467,653.27	11,263.00	437,517.50			109,757.94	33,302.59			2,451,858.30
OF. 103.5/10/5494	x									157,086.58									157,086.58
OF. 103.5/10/5495	x								414,574.90	71,484.26									486,059.16
OF. 103.5/11/5714										21,000.00									21,000.00
of. 103.5/11/5715	x								81,736.71	16,347.18									98,083.89
<b>TOTAL POR RUBRO</b>									<b>48,526,599.65</b>	<b>22,847,121.18</b>	<b>2,267,094.76</b>	<b>7,278,026.67</b>	<b>1,155,620.31</b>	<b>186,792.00</b>	<b>4,861,416.57</b>	<b>2,146,129.04</b>	<b>126,776.85</b>	<b>190,756.74</b>	<b>87,586,333.77</b>

DR. ENRIQUE PELAZQUEZ CONTRERAS  
RESPONSABLE INSTITUCIONAL DEL PROMEP

CP. NORA MARIA VALENZUELA QUIJADA  
ORGANO INTERNO DE CONTROL DE LA INSTITUCION

DR. HERIBERTO GRIJALVA MONTEVERDE  
RECTOR